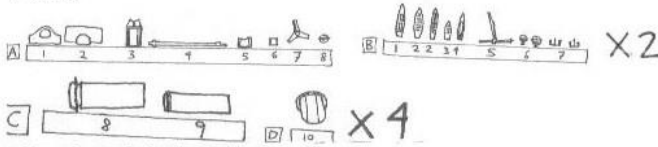


#70023 LYON class Battle Ship


The four ships of the LYON class were intended as improved NORMANDIE class battle ships with an extra 13.4in quadruple turret. None of the ships were ever laid down and the project was cancelled at the outbreak of WW1. Displacement: 27,500 tons. Length: 638ft OA. Beam: 95ft. Armament: 16 X 13.4in, 24 x 5.5in, 6 x 17.7in torpedo tubes. Crew and armour details not known.

IHP's LYON kit can be built from the box to represent the LYON class as designed. The modeler can add detail parts or make modifications as they see fit. Clean up the resin castings with an X-acto knife. Use CA super glue to assemble the kit. Take care when handling and de-flashing delicate or small resin parts. Wash all resin and metal parts in soap and water before painting. We recommend an automobile primer paint. Use any hobby paint for finishing.

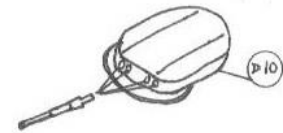
PARTS



1 X each .020" plastic and brass rod
 12 X 13.4" turned-brass gun barrels
 Anchor chain



LYON class plan and profile (from Battleships and Battlecruisers, 1905-1970, by S. Breyer)



MAKE 4 SETS.

Assembly of Main Turrets
 Drill out ports for barrel bases

Instruction sheet for Lyon class battle ship hybrid craftsman kit. Parts are the same as 3D parts on Shapeways, less boats and brass barrels.

When using 3D parts, be sure to clean them thoroughly before using. Clean the parts in a rubber cement thinner such as Bestine until there is no oily finish and very little white residue (on FUD material parts). Use CA super glue as you would with resin parts. Paint with auto primer and then you can use your favorite hobby paints.